



SR

干簧继电器

Reed Relay



特点Features

- 体积小, 重量轻, 线圈功耗低
Small size . light weight . low coil power consumption.
- 抗冲击及抗震性强, 可靠性高, 寿命长
Strong anti-shock and anti-vibration , high reliability.long life
- 可直接焊接在印刷线路板中。
PC board mounting
- 高灵敏度
High sensitivity

触点参数 Contact Data

型号 Type	SR
触点材料 Contact material	Ru/Rh
接触电阻 Contact resistance	≤ 100mΩ Max.(at 1A 16VDC)
额定负载 (阻性) Rated load (Resistive load)	0.1A125VAC /0.5A 24VDC
最大切换电流 Max. switching current	0.5A
最大切换电压 Max. switching voltage	200VAC
最大切换功率 Max. switching power	10VA(AC)/10W(DC)

性能参数 Characteristics

吸合时间 (额定电压) Operate time (at rated coil voltage)	0.55ms Max.	
释放时间 Release time	0.2ms Max.	
绝缘电阻 Insulation resistance	Min 100MΩ (at 500VDC)	
介质耐压 Dielectric strength	触点与触点间	Between open contacts:200VAC, 50/60Hz for 1min
	触点与线圈间	Between coil and contact : 1400VAC , 50/60Hz for 1min
抗振动 Vibration resistance	耐久Destructive	10-55Hz,双振幅1.5mm 10-55Hz ,at double amplitude of 1.5 mm
	误动作Functional	10-55Hz,双振幅1.5mm 10-55Hz ,at double amplitude of 1.5 mm
抗冲击 Shock resistance	误动作Functional	20G Min
	耐久Destructive	100G Min
寿命 Endurance	机械寿命 (每小时10800次, 室温) Mechanical endurance (10800ops./h)	100000000次 100000000 ops.(at room temperature)
	电气寿命 (每小时360次, 室温) Electrical endurance (360ops./h)	10000000次 10000000 ops.(at room temperature)
环境温度Ambient atemperature	-40°C~+85°C(不冷凝 no condensation)	
重量Weight	约3g Approx.3g	

线圈参数 Coil Data (at 20°C)

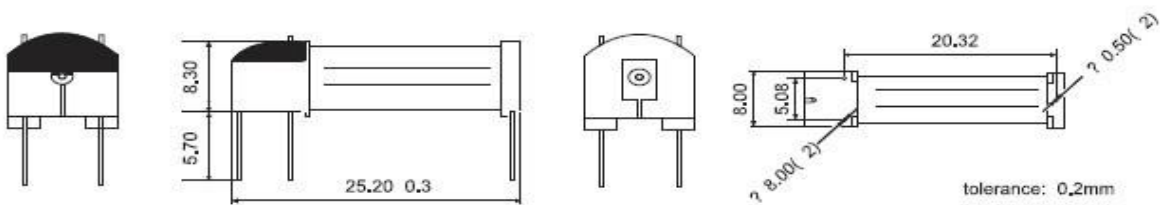
额定电压 (VDC) Nominal voltage (VDC)	额定电流 ±10%(mA) Nominal operating current ±10%(mA)	线圈电阻 ±10%(Ω) Coil resistance ±10%(Ω)	额定功率 Nominal operating power	吸合电压(Max.) Operate voltage (Max.)	释放电压 (Min.) Release voltage (Min.)	最大连续外加电压 Max. allowable voltage
3	0.012	250	约0.036W Approx 0.036W	额定电压的75% 75% of nominal voltage	额定电压的10% 10% of nominal voltage	额定电压的130% 130% of nominal voltage
5	0.01	500	约0.05W Approx 0.05W			
12	0.012	1000	约0.144W Approx 0.144W			
24	0.012	2000	约0.288W Approx 0.288W			

上述值为初始值，请勿在产品上连续施加最大电压>10min，以免线圈过度发热。

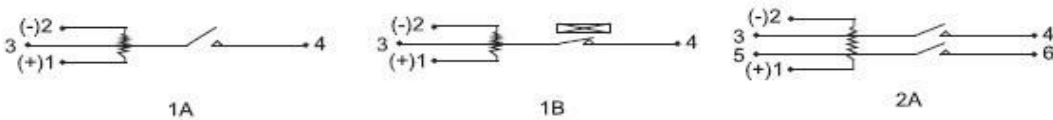
The data shown above are initial values. Do not apply maximum allowable voltage on coil for more than 10 minutes to avoid overheating of the coil.

外形尺寸图、接线图、安装孔位图 (单位: mm)

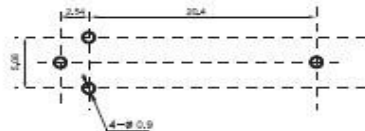
Outline dimension, Wiring diagram, PCB layout (Unit:mm)



外形尺寸图
Dimensions



安装尺寸图 (底视图)
Mounting (Bottom view)



接线图 (底视图)
Wiring diagram (Bottom view)

注: 1) 尺寸以毫米为单位。
NOTES Dimensions are in millimeters.

2) 给出的等量英寸值仅供参考。
Inch equivalents are given for general information only

典型用途 Typical Applications

通讯设备 Telecommunication equipment

安防设备 Security equipment

仪器仪表 Instruments and Apparatuses

家用电器：感应灯 等 Home appliances: Induction lamp , etc.

订货标记 Ordering Information

SR - 1 - A - 05

1 2 3 4

- 1: 型号Type: SIP
- 2: 触点组数Number of Poles: 1-1Pole
- 3: 触点形式Contact Arrangement: C Fom C ; H From A ; B From B
- 4: 额定电压Nominal Voltage: 3,5,12,24VDC

声明：本产品规格书仅供客户使用时参考，若有更改，恕不另行通知。

对盛元而言，不可能评定继电器在每个具体应用领域的所有性能参数要求，因而客户应该根据具体的使用条件选择与之相匹配的产品。对于密封继电器在安装清洗后，使用前请打开外壳上的透气孔。如有疑问，请与盛元联系获得更多的技术支持。但产品选型责任仅由客户负责。

Disclaimer: The specification is for reference only . Specifications are subject to change without prior notice.

We could not evaluate all the performance and all the parameters for every possible applications . Thus the users should in a right position to choose suitable product for their own application. For sealed relays, after installation fand cleaning, please open the ventilation hole in the case before use . If there is any query , please contact Chengyuan for technical services. However it is the user's responsibility to determine which product should be used.