

NVF28



22.5×15×25.4

Features

- 40A continuous No rating (85°C).
- 2.8mm quick connect terminals.
- Contact arrangement form A and C available.
- Suitable for automobile fuel pump, A/C compressor clutch, horn and lighting system etc.

Ordering Information

NVF28 **C** **S** **35** **1.3** **R** **DC12V**
 1 2 3 4 5 6 7

1 Part number: NVF28	5 Coil power: 0.9:0.9W; 1.3:1.3W
2 Contact arrangement: A:1A; C:1C	6 Coil transient suppression: NIL:Standard; R:With resistor D:With diode
3 Enclosure: S:Wash tight; Z: Flux proof	7 Coil rated voltage(V): DC:6,12,24
4 Coil current:35:35A	

Contact Data

Contact Arrangement	1A(SPSTNO) 1C(SPDT(B-M))	
Contact Material	AgSnO ₂	
Contact Rating (Resistive)	NO:35A/14VDC;NC:25A/14VDC	
Max. Switching Power	490W	
Max. Switching voltage	30VDC	
Max. Switching Current	40A	
Max. Continuous Current	NO:35A, NC:25A	
Voltage Drop(Initial)	Typ. 30mV(at 10A)	Item 4.12 of IEC 61810-7
Operation life	Electrical	1×10 ⁵ Item 4.30 of IEC 61810-7
	Mechanical	1×10 ⁷ Item 4.31 of IEC 61810-7

Coil Parameter

Dash numbers	Coil voltage VDC		Coil resistance Ω ±10%	Pick-up voltage VDC(max) (60% of rated voltage)	Drop-out voltage VDC(min) (10% of rated voltage)	Coil power W	Operate time ms	Release time ms
	Rated	Max.						
006-090	6	7.8	40	3.6	0.6	0.9	≤10	≤10
012-090	12	15.6	160	7.2	1.2			
024-090	24	31.2	640	14.4	2.4			
006-130	6	7.8	27	3.6	0.6	1.3	≤10	≤10
012-130	12	15.6	111	7.2	1.2			
024-130	24	31.2	443	14.4	2.4			

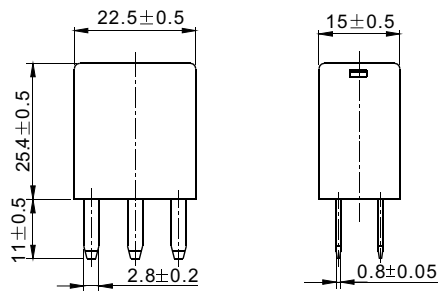
CAUTION: 1.The use of any coil voltage less than the rated coil voltage will compromise the operation of the relay.
 2.Pickup and release voltage are for test purposes only and are not to be used as design criteria.

Characteristics

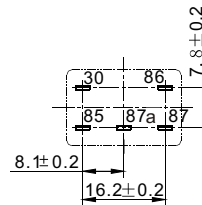
Insulation Resistance	100M Ω min. (500VDC)	Item 4.11 of IEC 61810-7
Dielectric Strength Between Open Contacts Between Contact and Coil	50Hz 500V 50Hz 500V	Item 4.9 of IEC 61810-7 Item 4.9 of IEC 61810-7
Shock Resistance	196m/s ² 11ms	Item 4.26 of IEC 61810-7
Vibration Resistance	10Hz~40Hz Double amplitude 1.27mm 40Hz~70Hz 49m/s ² 70Hz~100Hz Double amplitude 0.5mm 100Hz~500Hz 98m/s ²	Item 4.28 of IEC 61810-7 Item 4.28 of IEC 61810-7
Terminals Strength	10N	Item 4.24 of IEC 61810-7
Ambient Temperature	-40 $^{\circ}$ C~125 $^{\circ}$ C	
Relative Humidity	5% to 85%	Item 4.16 of IEC 61810-7
Mass	21g	Item 4.7 of IEC 61810-7

Dimensions

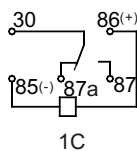
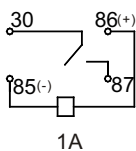
mm



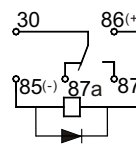
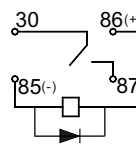
Dimensions



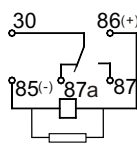
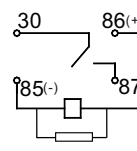
Mounting (Bottom view)



Standard



With diode



With resistor
Wiring diagram (Bottom view)