

### 特性 / FEATURES


- 20A触点切换能力  
20A switching capability
- 工作温度高达125°C  
Extended temp. range upto 125°C
- 一组常开、一组转换触点形式  
1 Form A & 1 Form C contact arrangement
- 2.8mm快连接端子  
2.8mm QC terminals



**RoHS**  
Compliant

### 订购信息 / ORDERING INFORMATION

## SLR-12-R-C



### 触点参数 / CONTACT PARAMETERS

触点形式	Contact arrangement	A/C
接触压降(10A下测量)	Voltage drop (at 10A)	≤200mV
触点材质	Contact material	银合金/Silver alloy: AgSnO <sub>2</sub> In <sub>2</sub> O <sub>3</sub> 、AgSnO <sub>2</sub> 、AgNi
触点负载	Contact rating	10A/20A 14VDC
最大切换电压	Max switching voltage	详见允许最大负载范围曲线/See "Load limit curve"
最大切换电流	Max switching current	20A (阻性/Resistive 14VDC)
最小负载	Min contact load	1A 6VDC
电耐久性 (频率:每小时900次)	Electrical endurance (Frequency:900 ops/h)	1x10 <sup>5</sup> ops
机械耐久性 (频率:每小时18000次)	Mechanical endurance (Frequency:18000 ops/h)	1x10 <sup>7</sup> ops

汽车继电器  
Automotive Relay

10A/20A

特性参数 / CHARACTERISTICS PARAMETERS

绝缘等级	Insulation level	Class B / Class F	
绝缘电阻	Insulation resistance	100MΩ (500VDC)	
介质耐压 (漏电流 1mA)	Dielectric strength (Leakage current 1mA)	线圈与触点间耐压 Dielectric strength (Between coil and contacts)	500VAC 1分钟/minute
		断开触点间耐压 Dielectric strength (Between open contacts)	500VAC 1分钟/minute
吸合时间(额定电压下)	Operate time(at nominal voltage)	≤10ms	
释放时间(额定电压下)	Release time (without diode)(at nominal voltage)	≤10ms	
湿度	Humidity	5% ~ 85% RH	
环境温度	Ambient temperature	-40°C ~ +125°C	
抗冲击	Shock resistance	1000m/s <sup>2</sup>	
抗振动	Vibration resistance	10Hz~1000Hz 19.8m/s <sup>2</sup>	
重量	Weight	约/Approx 22g	
封装形式	Construction	防尘型/Dustproof type	

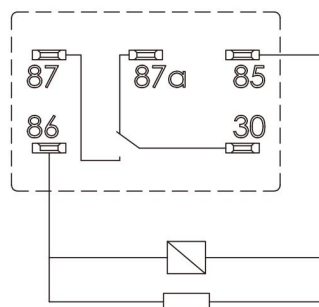
备注: 以上数据均为初始值  
Remark: All above data is initial value

线圈参数 / COIL PARAMETERS

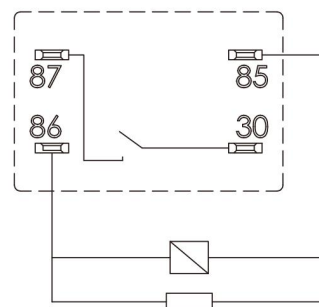
常温/At 23°C

功耗(W)	Power consumption(W)	1.5W	1.7W	1.5W	1.7W
额定电压(VDC)	Nominal voltage(VDC)	12	12	24	24
线圈电阻(Ω±10%)	Coil resistance(Ω±10%)	96	96	384	384
并联电阻(Ω)	Parallel resistance(Ω)		680		2700
吸合电压(Max)	Pick-up voltage(Max)	65%额定电压(Nominal voltage)			
释放电压(Min)	Drop-out voltage(Min)	10%额定电压(Nominal voltage)			
允许最大电压(VDC)	Max allowable overdrive voltage(VDC)	150%额定电压(Nominal voltage)			

线路图(底视图) / WIRING DIAGRAM (BOTTOM VIEW)



转换C型/Conversion C type

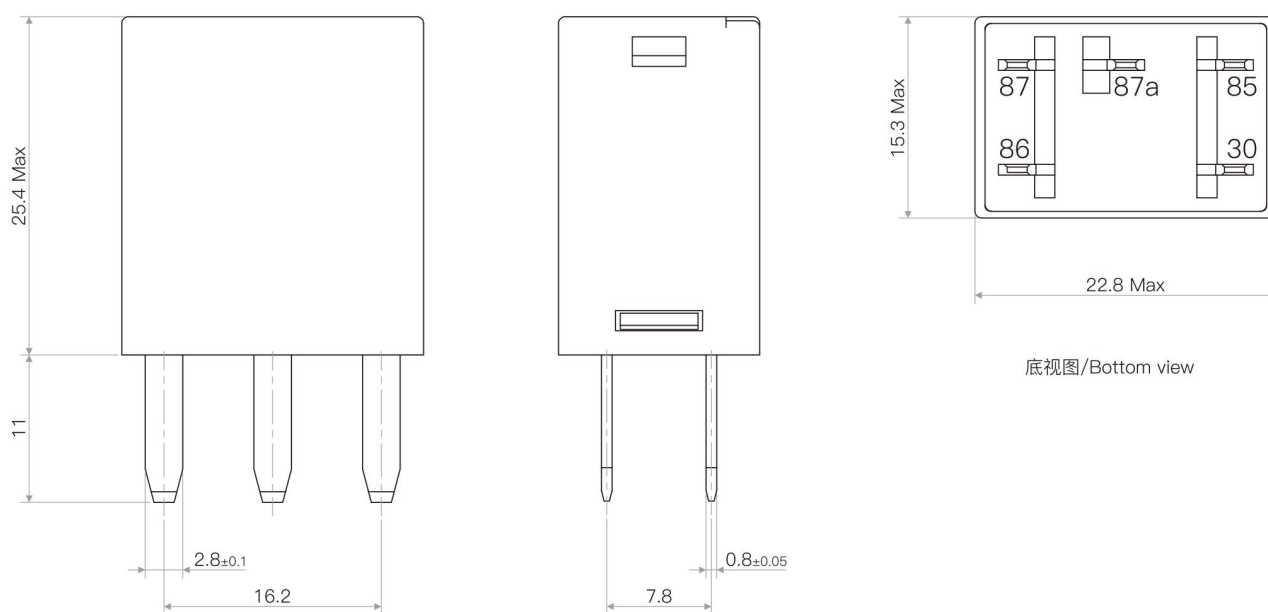


常开A型/Normally open A type

### 外形图 / OUTLINE DIMENSIONS

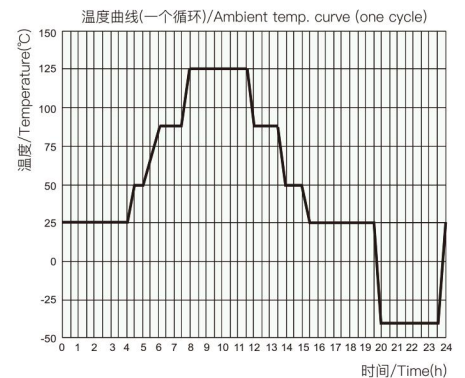
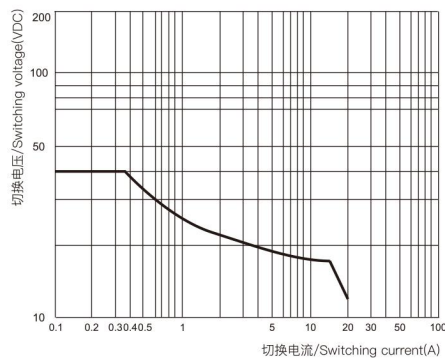
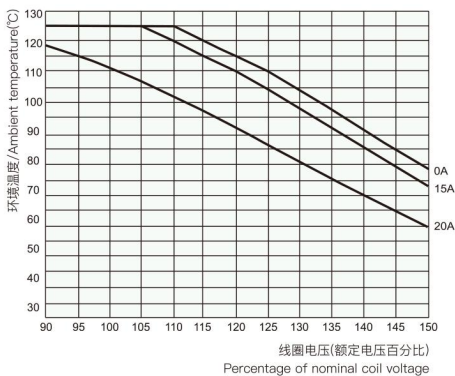
单位/Unit(mm)

#### SLR-12(24)-R-C(A)



未注公差/Tolerance:  $\pm 0.3$       端子垂直度/Terminal vertical deviation tolerance: 0.3mm

### 性能曲线图 / CHARACTERISTIC CURVES



#### 线圈连续通电电压范围 Coil operating voltage range

- (1) 继电器线圈施加最大连续工作电压时，触点应没有负载。
- (2) 本图以12VDC线圈电压规格为例。
- (3) 线圈最大允许温度为180°C，考虑到电阻法所测量的线圈温升是平均值，推荐在不同使用环境、不同线圈电压、不同负载条件下测量时，线圈温度应小于170°C。
- (4) 当线圈实际工作电压超出曲线规定范围时，请联系松乐并提供详细使用条件。

- (1) There should be no contact load applied when maximum continuous operation voltage is applied on coil.
- (2) This chart takes 12VDC coil voltage version as example.
- (3) The maximum allowable coil temperature is 180°C. Considering the coil temperature rise which is measured by resistance is average value, we recommend the coil temperature should be below 170°C under the different application ambient, different coil voltage and different load etc.
- (4) If the actual operating coil voltage is out of the specified range, please contact Songle for further details.

#### 允许最大负载范围(23°C) Load limit curve (at 23°C)

- (1) 本图以12VDC规格常开触点为例，本图电流为阻性。
- (2) 产品按触点参数表进行负载与耐久性试验，当实际使用的负载电压、电流、动作频率任一项与触点参数表不同时，请重新进行确认试验。

- (1) This chart takes NO contact, resistive load as example.
- (2) The load and electrical endurance tests are made according to "CONTACT DATA" parameters' table. If actual load voltage, current, or operate frequency is different from "CONTACT DATA" table, please arrange corresponding tests for confirmation.

#### 电耐久性试验环境温度曲线 Ambient temperature curve of the electrical endurance test

- (1) 最低温度为-40°C。
- (2) 最高温度为125°C。

- (1) The minimum temperature is -40°C.
- (2) The maximum temperature is 125°C.