
特点 Features:

- 高负载能力40A
High switching capability:40A.
- 带快接端子式
Quick connect terminal type available.
- 可供4KV耐压
Dielectric strength:4KV optional (between coil & contacts).

触点参数 CONTACT DATA

型号	Model	YX209F
触点形式	Contact Arrangement	1A,1B,1C
接触电阻	Contact Resistance	100mΩ Max.
触点材料	Contact Material	银合金 Silver Alloy
额定负载(阻性)	Contact Rating (Res.Load)	40A/30A 250VAC/30VDC
最大切换电流	Max. Switching Current	40A
最大切换电压	Max. Switching Voltage	250VAC/30VDC
最大切换功率	Max. Switching Power	10000VA/1200W
机械寿命	Mechanical endurance	1x10 ⁷ 次 OPS
电气寿命	Electrical endurance	1x10 ⁵ 次 OPS

性能参数 CHARACTERISTICS

吸合时间(额定电压下)	Operate Time (at nomi.volt.)	15ms Max.
释放时间(不带二极管)	Release Time (without diode)	10ms Max.
绝缘电阻	Insulation Resistance	1000MΩ Min.(500VDC)
介质耐压	Dielectric Strength	触点与触点间 Between Open Contacts : 1,500VAC, 50/60Hz 1 min.
		触点与线圈间 Between Coil & Contacts: 2,500VAC, 50/60Hz 1 min.
		触点与线圈间 Between Coil & Contacts: 4,000VAC, 50/60Hz 1 min. (4KV)
抗振性	Vibration resistance	误动作 Functional: 10~55Hz 双振幅1.5mm (DA)
		耐久 Destructive: 10~55Hz 双振幅1.5mm (DA)
抗冲击	Shock resistance	误动作 Functional: 10G Min.
		耐久 Destructive: 100G Min.
环境温度	Ambient Temperature	-40℃~+85℃ (不冷凝 No condensation)
重量	Unit Weight	约 Approx. 29.3g

线圈参数 COIL DATA (at 23℃)

额定电压 Rated voltage (VDC)	额定电流 Rated current ±10%(mA)	线圈电阻 Coil resistance ±10%(Ω)	最大连续外加电压 Max allowable voltage VDC (Max.)	吸合电压 Operate voltage VDC (Max.)	释放电压 Release voltage VDC (Min.)	额定功率 Rated coil power (W)
5	185.0	27	额定电压的 of rated voltage 130 % VDC	额定电压的 of rated voltage 75 % VDC	额定电压的 of rated voltage 5 % VDC	约 approx. 0.9W
6	150.0	40				
9	100.0	90				
12	75.0	160				
18	50.0	360				
24	37.5	640				
48	18.8	2,560				
110 VAC	7.0	2,820	121 VAC	88 VAC	33 VAC	约 approx. 1.5VA
220 VAC	6.0	11,300	242 VAC	176 VAC	66 VAC	

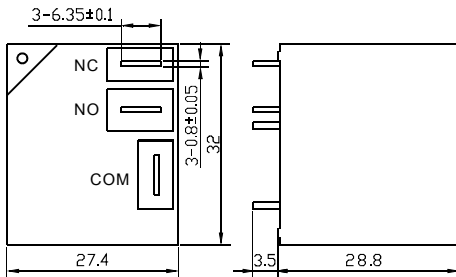
订货标记示例 ORDERING INFORMATION

YX209F	-S	-1	12	D	M	
		触点形式 Contact form :		无-转换, M-常开, B-常闭 Nil-Form C, M-Form A, B-Form B		
		线圈功耗 Coil power :		D-直流DC 0.9 W, A-交流AC 1.5VA		
		线圈规格 Coil voltage :		05,06,09,12,18,24,48 (VDC) 06,18,24,48,110,220 (VAC)		
		触点组数 Number of poles :		1-1组 1-1 Group		
		封装形式 Protective construction :		S-塑封式 S-Flux proofed		
		基本型号 Type designation :		YX209F		

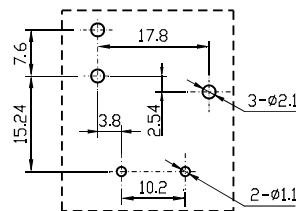
外形尺寸、接线图、安装孔位图 (单位: mm)

OUTLINE DIMENSIONS, WIRING DIAGRAM AND PCB LAYOUT (Unit: mm)

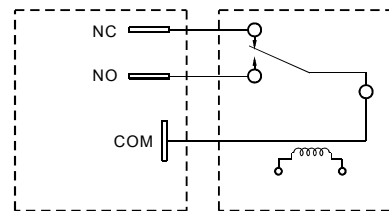
外形尺寸
Outline Dimensions



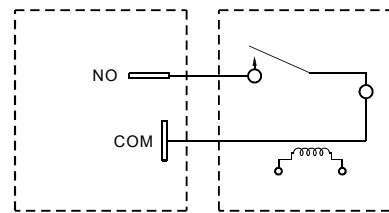
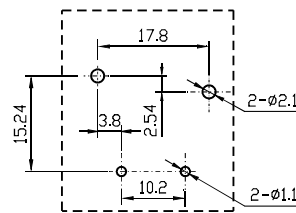
安装孔位图 (底视图)
PCB Layout (Bottom View)



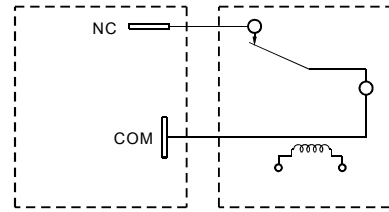
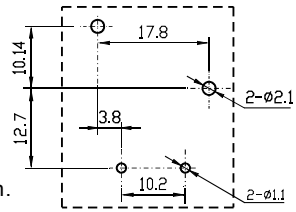
接线图 (底视图)
Wiring Diagram (Bottom View)



转换型
1 Form C



常开型
1 Form A



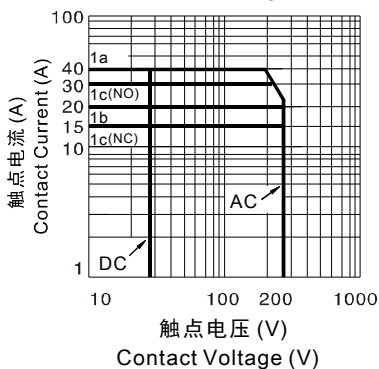
常闭型
1 Form B

注 Remark :

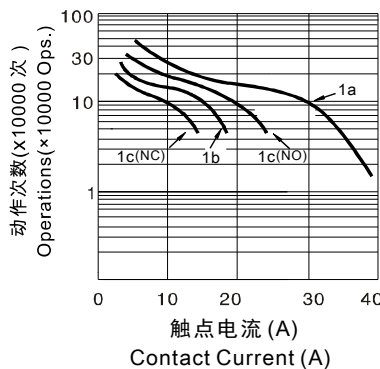
- 未标注尺寸公差
Unmarked dimensional tolerance
 - ≤1mm: ±0.2mm ;
 - (1~5)mm: ±0.3mm ;
 - ≥5mm: ±0.4mm.
- 安装孔尺寸公差: ±0.1mm.
The tolerance of PCB layout is always: ±0.1mm.
- 引出脚尺寸为预焊前尺寸。
Extended terminal dimension is dimension before soldering.

性能曲线图 CHARACTERISTIC CURVES

最大切换功率
Max. Switching Power



寿命曲线
Endurance Curve



线圈温升
Coil Temperature Rise

