
特点 Features:

- 可提供满足TV-8的产品
TV-8 products are available .
- 线圈与触点浪涌电压6KV
6KV surge voltage between coil and contact.
- 可提供符合 IEC 60335-1 要求的产品
Product comply with IEC 60335-1 available.

触点参数 CONTACT DATA

型号	Model	YX201T
触点形式	Contact Arrangement	1A
接触电阻	Contact Resistance	100mΩ Max.
触点材料	Contact Material	银合金 Silver Alloy
额定负载(阻性)	Contact Rating (Res.Load)	16A 250VAC
最大切换电流	Max. Switching Current	16A
最大切换电压	Max. Switching Voltage	250VAC
最大切换功率	Max. Switching Power	4000VA
机械寿命	Mechanical endurance	1x10 ⁷ 次 OPS
电气寿命	Electrical endurance	5x10 ⁴ 次 OPS

性能参数 CHARACTERISTICS

吸合时间(额定电压下)	Operate Time (at nomi.volt.)	10ms Max.
释放时间(不带二极管)	Release Time (without diode)	5ms Max.
绝缘电阻	Insulation Resistance	1000MΩ Min.(500VDC)
介质耐压	Dielectric Strength	触点与触点间 Between Open Contacts : 1,000VAC, 50/60Hz 1 min.
		触点与线圈间 Between Coil & Contacts: 4,000VAC, 50/60Hz 1 min.
抗振性	Vibration resistance	误动作 Functional: 10~55Hz 双振幅 1.5mm (DA)
		耐久 Destructive: 10~55Hz 双振幅 1.5mm (DA)
抗冲击	Shock resistance	误动作 Functional: 10G Min.
		耐久 Destructive: 100G Min.
环境温度	Ambient Temperature	-40°C~+105°C (不冷凝 No condensation)
重量	Unit Weight	约 Approx. 6.0g

线圈参数 COIL DATA (at 23°C)

额定电压 Rated voltage (VDC)	额定电流 Rated current ±10%(mA)	线圈电阻 Coil resistance ±10%(Ω)	最大连续外加电压 Max allowable voltage VDC (Max.)	吸合电压 Operate voltage VDC (Max.)	释放电压 Release voltage VDC (Min.)	额定功率 Rated coil power (W)
3	150.0	20	额定电压的 of rated voltage 130 %	额定电压的 of rated voltage 75 %	额定电压的 of rated voltage 5 %	约 approx. 0.45
5	89.3	56				
6	75.0	80				
9	50.0	180				
12	37.5	320				
15	30.0	500				
18	25.0	720				
24	18.8	1,280				
48	9.4	5,120				

线圈参数 COIL DATA (at 23°C)

额定电压 Rated voltage (VDC)	额定电流 Rated current ±10%(mA)	线圈电阻 Coil resistance ±10%(Ω)	最大连续外加电压 Max allowable voltage VDC (Max.)	吸合电压 Operate voltage VDC (Max.)	释放电压 Release voltage VDC (Min.)	额定功率 Rated coil power (W)
3	66.7	45	额定电压的 of rated voltage 130 %	额定电压的 of rated voltage 75 %	额定电压的 of rated voltage 5 %	约 approx. 0.2
5	40.0	125				
6	33.4	180				
9	22.3	405				
12	16.7	720				
18	14.8	1,620				
24	8.4	2,880				
48	4.2	11,520				

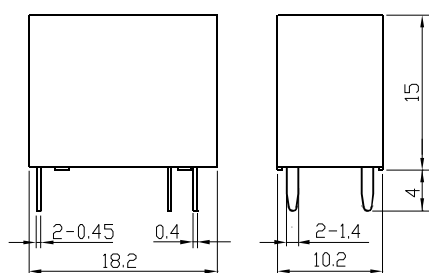
订货标记示例 ORDERING INFORMATION

YX201T	-S	-1	12	D	M	
						触点形式 Contact form : 无-转换, M-常开 Nil-Form C, M-Form A
						线圈功耗 Coil power : D-0.45W ,L-0.2W
						线圈规格 Coil voltage : 03,05,06,09,12,18,24,48 (VDC)
						触点组数 Number of poles : 1-1组 1-1 Group
						封装形式 Protective construction : S-塑封式 S-Flux proofed
						基本型号 Type designation : YX201T

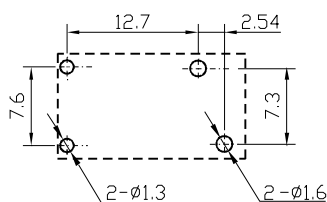
外形尺寸、接线图、安装孔位图 (单位 : mm)

OUTLINE DIMENSIONS, WIRING DIAGRAM AND PCB LAYOUT (Unit: mm)

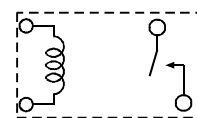
外形尺寸
Outline Dimensions



安装孔位图 (底视图)
PCB Layout (Bottom View)



接线图 (底视图)
Wiring Diagram (Bottom View)

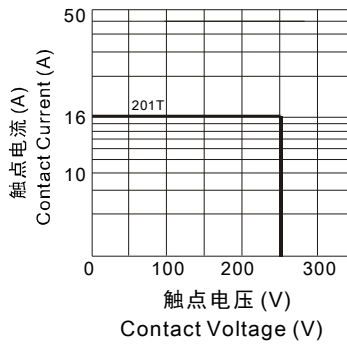


注 Remark :

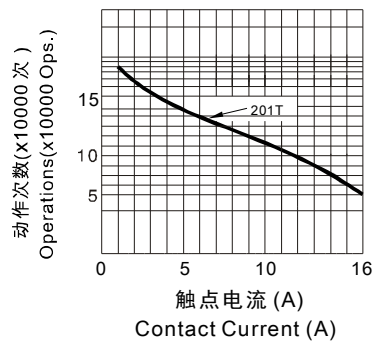
1. 未标注尺寸公差 Unmarked dimensional tolerance
≤1mm: ±0.2mm ; (1~5)mm: ±0.3mm ; ≥5mm: ±0.4mm.
2. 安装孔尺寸公差: ±0.1mm.
The tolerance of PCB layout is always: ±0.1mm.
3. 引出脚尺寸为预焊前尺寸.
Extended terminal dimension is dimension before soldering.

性能曲线图 CHARACTERISTIC CURVES

最大切换功率
Max. Switching Power



寿命曲线
Endurance Curve



线圈温升
Coil Temperature Rise

