
特点 Features:

- 触点容量: 8A触点切换能力
Contact switching capability: 8A.
- 超小型低功率磁保持继电器
Subminiature low power latching relay.
- 标准印制板引出脚 Standard PCB layout terminals.

触点参数 CONTACT DATA

型号	Model	YC608T
触点形式	Contact Arrangement	2A、2C
接触电阻	Contact Resistance	100mΩ Max.
触点材料	Contact Material	银合金 Silver Alloy
额定负载(阻性)	Contact Rating (Res.Load)	8A 250VAC/30VDC
最大切换电流	Max. Switching Current	8A
最大切换电压	Max. Switching Voltage	277VAC/30VDC
最大切换功率	Max. Switching Power	2000VA/240W
机械寿命	Mechanical endurance	1x10 ⁷ 次 OPS
电气寿命	Electrical endurance	1x10 ⁵ 次 OPS

性能参数 CHARACTERISTICS

吸合时间(额定电压下)	Set Time (at nomi. volt.)	10ms Max.
复归时间(额定电压下)	ResetTime (without diode)	10ms Max.
绝缘电阻	Insulation Resistance	1000MΩ Min.(500VDC)
介质耐压	Dielectric Strength	触点与触点间 Between Open Contacts : 1,000VAC, 50/60Hz 1 min.
		触点与线圈间 Between Coil & Contacts: 4,500VAC, 50/60Hz 1 min.
抗振性	Vibration resistance	误动作 Functional: 10~55Hz 双振幅 1.5mm (DA)
		耐久 Destructive: 10~55Hz 双振幅 1.5mm (DA)
抗冲击	Shock resistance	误动作 Functional: 10G Min.
		耐久 Destructive: 100G Min.
环境温度	Ambient Temperature	-40°C~+105°C (不冷凝 No condensation)
重量	Unit Weight	约 Approx. 13.5g

线圈参数 COIL DATA (at 23°C)

额定电压 Rated voltage (VDC)	额定电流 Rated current ±10%(mA)	线圈电阻 Coil resistance ±10%(Ω)	脉冲宽度 Pulse duration ms (Min.)	吸合电压 Operate voltage VDC (Max.)	复位电压 Release voltage VDC (Max.)	额定功率 Rated coil power (W)
5	108.0	47	50ms	额定电压的 75%	额定电压的 75%	约 approx. 0.54 (单线圈 single coil)
6	90.0	68				
9	60.0	150				
12	45.0	270				
18	30.0	600				
24	22.5	1,100				
48	11.3	4,400				
5	144.0	35	50ms	额定电压的 75%	额定电压的 75%	约 approx. 0.72 (双线圈 dual coil)
6	120.0	50				
9	80.0	112				
12	60.0	200				
18	40.0	450				
24	30.0	820				
48	15.0	3,300				

订货标记示例 ORDERING INFORMATION

YC608T	-S	-2	12	L1	M	
				触点形式 Contact form :		无-转换, M-常开, Nil-Form C, M-Form A
				线圈类型 Coil type :		L1-单线圈 Single coil 0.54W L2-双线圈 Dual coil 0.72W
				线圈规格 Coil voltage :		05,06,09,12,15,18,24,36,48 (VDC)
				触点组数 Number of poles :		2-2组 2-2 Group
				封装形式 Protective construction :		S-塑封式, SH-防水式 S-Flux proofed, SH-Sealed type
				基本型号 Type designation :		YC608T

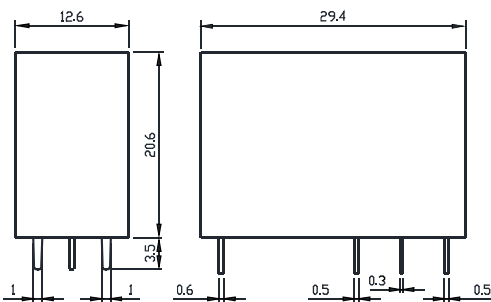
外形尺寸、接线图、安装孔位图 (单位: mm)

OUTLINE DIMENSIONS, WIRING DIAGRAM AND PCB LAYOUT (Unit: mm)

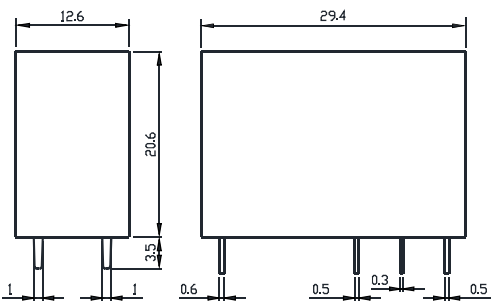
外形尺寸

Outline Dimensions

双线圈 Dual coil

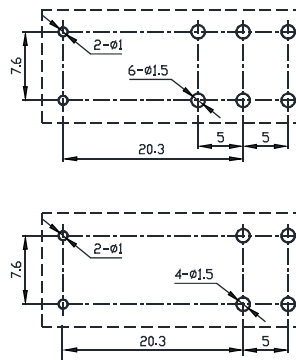
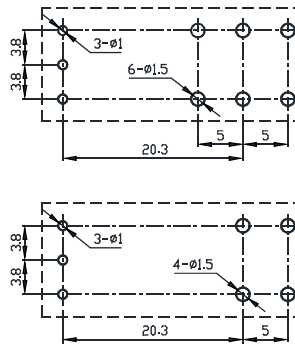


单线圈 Single coil



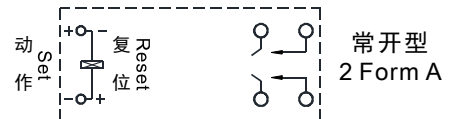
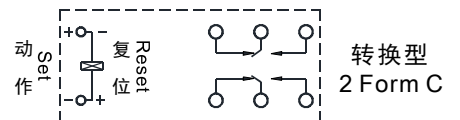
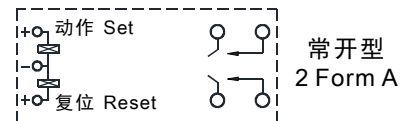
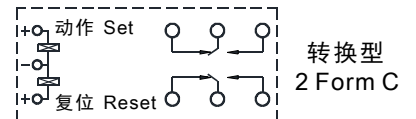
安装孔位图 (底视图)

PCB Layout (Bottom View)



接线图 (底视图)

Wiring Diagram (Bottom View)



注 Remark :

1. 未标注尺寸公差 Unmarked dimensional tolerance
 $\leq 1\text{mm}$: $\pm 0.2\text{mm}$; $(1\sim 5)\text{mm}$: $\pm 0.3\text{mm}$; $\geq 5\text{mm}$: $\pm 0.4\text{mm}$.
2. 安装孔尺寸公差: $\pm 0.1\text{mm}$.
 The tolerance of PCB layout is always: $\pm 0.1\text{mm}$.
3. 引出脚尺寸为预焊前尺寸.
 Extended terminal dimension is dimension before soldering.