


特性 FEATURES


- 40A 触点切换能力
- 环境温度高达 125℃
- 可靠性高
- 抗冲击抗振动能力高
- 外形尺寸: 18.3 × 16.0 × 15.9mm

- 40A switching capability
- Ambient temp. can up to 125℃
- With highly established reliability
- Strong resistance ability to shock & vibration
- Outline dimensions: 18.3 × 16.0 × 15.9mm

触点参数 CONTACT PARAMETERS

触点形式	Contact Arrangement	1A
触点材料	Contact Material	银合金 Silver Alloy
接触压降 (初始)	Voltage Drop(Initial)	典型值 Typ. 30mV, 最大值 Max. 300mV (at 10A)
最大切换电流	Max. Switching Current	40A(阻性 Resistive, 13.5VDC)
最大切换电压	Max. Switching Voltage	16VDC
电气寿命	Electrical Life	1 × 10 ⁵ 次 OPS
机械寿命	Mechanical Life	1 × 10 ⁶ 次 OPS

性能参数 FUNCTION PARAMETERS

绝缘电阻	Insulation Resistance	100MΩ (500VDC)
介电耐压	Dielectric Strength	触点与线圈间 Between Coil & Contacts: 500VAC 1min
		断开触点间 Between Open Contacts: 500VAC 1min
动作时间	Set Time	≤10ms
释放时间	Reset Time	≤5ms
环境温度	Ambient Temperature	-40℃ ~+125℃
振动	Vibration	10Hz~500Hz, 49m/s ² (5G)
冲击	Shock	294m/s ² , 常开触点的闭合时间 < 100 μs (Close Time Of NO Contacts 100 μs Max.)
		980m/s ² , 闭合触点的闭合时间 < 100 μs (Release Time Of Closed NO Contacts 100 μs Max.)
引出端方式	Terminal Form	印刷电路板引出端 PCB
封装形式	Construction	防焊剂型 Flux Proofed, 塑封型 Sealed
重量	Unit Weight	约 Approx. 11g

线圈规格表 COIL DATA(23℃)

额定电压 Rated Voltage VDC	动作电压 ⁽¹⁾ Set Voltage VDC	复归电压 ⁽¹⁾ Reset Voltage VDC	吸合线圈电阻 Set Coil Resistance Ω ± 10%	复归线圈电阻 Reset Coil Resistance Ω ± 10%	线圈功率 Coil Power W	允许最大线圈电压 ⁽²⁾ Max Allowable Overdrive Voltage VDC
12	≤6.9	≤6.9	20	19	7.2	18

注意:

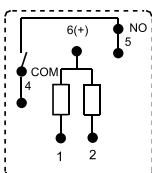
(1) 脉冲宽度应在 10ms 到 100ms 之间, 激励电压模式应采用下图的方式。

(2) 允许最大线圈电压是标识无负载和最小线圈电阻下的电压, 最大允许通电时间为 1 秒。

Note:

(1) Pulse width should be between 10ms to 100ms, the excitation voltage mode should be used in the following way.

(2) Max. Allowable overdrive voltage is stated with no load applied minimum coil resistance. Max. Allowable inflection time is 1s.

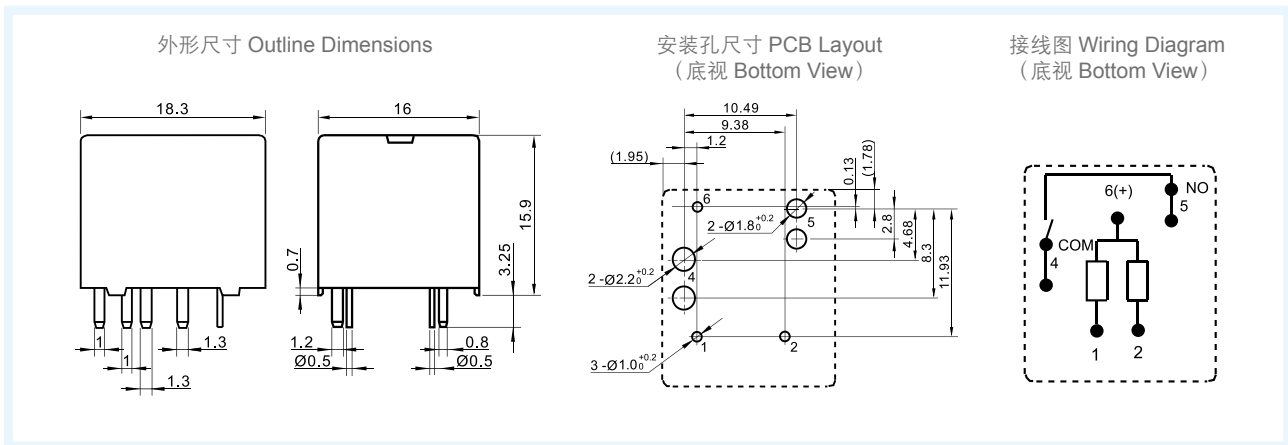


动作 / 复归的极性 Polarity for set/reset	动作 Set	复归 Reset
激励 Energization	脚 1(-), 脚 6(+) Pin1(-), Pin6(+)	脚 2(-), 脚 6(+) Pin2(-), Pin6(+)

订货标记示例 ORDERING INFORMATION

			MALA	-S	-1	12	-A	-X
产品型号	Model:	MALA						
产品结构	Structure:	无 Nil: 防焊剂型 Flux Proofed S: 塑封型 Sealed						
触点组数	Contact Group:	1: 1 组 1 Group						
线圈电压	Coil Voltage:	12: 12V						
触点形式	Contact Form:	A: 常开 NO						
特殊特性	Special Characteristic:	1: 普通型 Ordinary Type X: 客户特殊要求 Customer Special Requirements						

外形尺寸、接线图、安装孔尺寸 OUTLINE DIMENSIONS, WIRING DIAGRAM AND PCB LAYOUT (单位 Unit: mm)



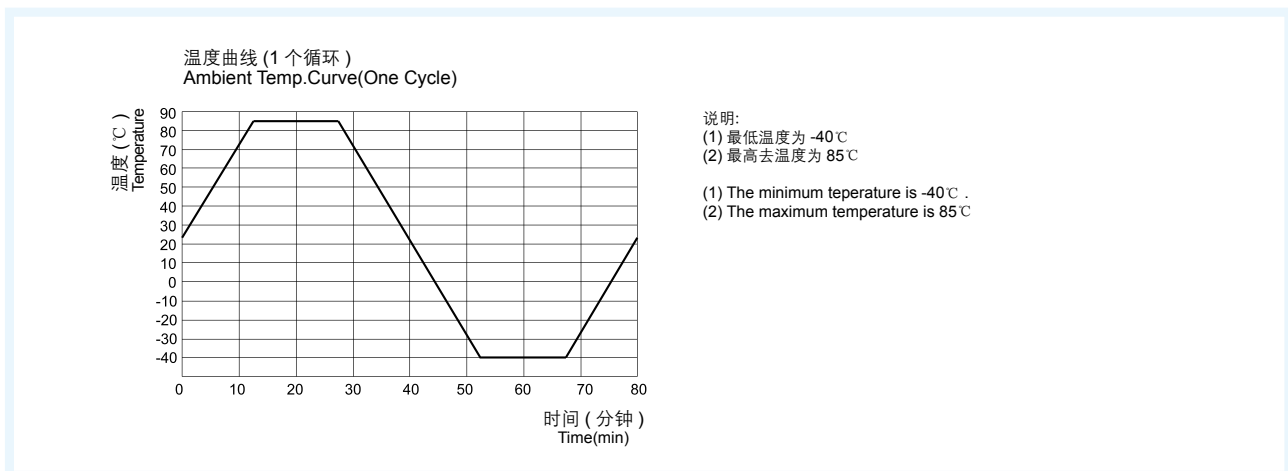
备注:

- (1) 产品部分外形尺寸未注尺寸公差, 当外形尺寸 ≤ 1mm, 公差为 ± 0.2mm; 当外形尺寸在 1~5mm 之间时, 公差为 ± 0.3mm; 当外形尺寸 > 5mm 时, 公差为 ± 0.4mm;
 (2) 安装孔尺寸中未注尺寸公差均为 ± 0.1mm.

REMARK:

- (1) In case of no tolerance shown in outline dimension: outline dimension ≤ 1mm, tolerance should be ± 0.2mm; outline dimension > 1mm and ≤ 5mm, tolerance should be ± 0.3mm; outline dimension > 5mm, tolerance should be ± 0.4mm;
 (2) The tolerance without indicating for PCB layout is always ± 0.1mm.

性能曲线图 PERFORMANCE CURVE



声明 STATEMENT:

本产品规格书仅供客户使用时参考, 若有更改, 恕不另行通知。

客户应根据具体的使用条件选择与之相匹配的产品。如有疑问, 请与美硕联系获取更多的技术支持, 但产品选型责任由客户承担。

This product specification is for reference only to customers, subject to change without notice.

The customer should select the matching product according to the use condition. Any questions, please feel free contact us to get more technical support. However, product selection responsibility only by the customer.