



Main Feature

1. Small size (23x11.7x27 in mm) produces a switching capacity up to 16A for high density P.C.Board mounting technique.
2. The contact form construction is 1A
3. The Surge Resistance of BPMK series is 10,000V
4. Sealing Construction (Free from dust and solder flux):
BPMK-SS: Plastic Sealed Type.
5. The selection of plastic insulation material is designed for high temperature and provides better chemical solution performance.
6. RoHS Compliant.

Application

Air Conditioning, Fridge, Washing Machine, etc Household Appliances

Contact Rating

- Nominal Load(Resistive Load Cos $\phi = 1$)
Contact Capacity
BPMK-LM.....16A at 250VAC
16A at 30VDC
- Max. Allowable Current
BPMK-LM.....16A
- Max. Allowable Voltage
BPMK-LM.....AC240,DC30V
- Max. Allowable Power Force
BPMK-LM.....4,000VA,480W
- Contact Material.....Ag Alloy
- Contact Form.....SPST

Performance (at Initial Value)

- Contact Resistance..... $\leq 100m\Omega$ at 6VDC/1A
- Operate Time.....10ms. Max
- Release Time.....5ms. Max
- Dielectric Strength:
Between Coil & Contact.....5,000VAC at 50/60 Hz
for one minute
Between Contacts.....1,000VAC at 50/60 Hz
for one minute
- Surge Resistance.....10,000V (between Coil
& Contact 1.2x50 μs)
- Insulation Resistance.....1,000 Mega Ω Min. at
500VDC

- Max. On/Off Switching:
Electrical.....30 Ops per minute
Mechanical.....300 Ops per minute
- Temperature Range.....-30~70°C
- Humidity Range.....45~85% RH
- Coil Temperature Rise.....35°C Maximum
- Vibration:
Endurance.....10 to 55 Hz dual
amplitude width 1.5mm
Error Operation.....10 to 55 Hz dual
amplitude width 1.5mm
- Shock:
Endurance.....981m/s² Min
Error Operation.....98.1m/s² Min
- Life Expectancy:
Electrical.....10⁵ Operations at
Rated Resistive
load
Mechanical.....10⁷ Operations at
No load condition
- Weight.....about 16g

Safety Standard & Its File Number

- UL.....E332719
- TUV.....R50170592
- CQC.....CQC11002062613

Coil Specification (at 20 °C)

Coil Sensitivity	Nominal Voltage (VDC)	Nominal Current (mA)	Coil Resistance ($\Omega \pm 8\%$)	Power Consumption (W)	Pull-In Voltage (VDC)	Drop-Out Voltage (VDC)	Maximum Allowable Voltage (VDC)
BPMK-LM	3	176.5	17	Abt. 0.54	75% Maximum	10% Minimum	130%
	5	108.7	46				
	6	89.6	67				
	9	60	150				
	12	44.4	270				
	24	21.8	1100				
	48	11.2	4270				

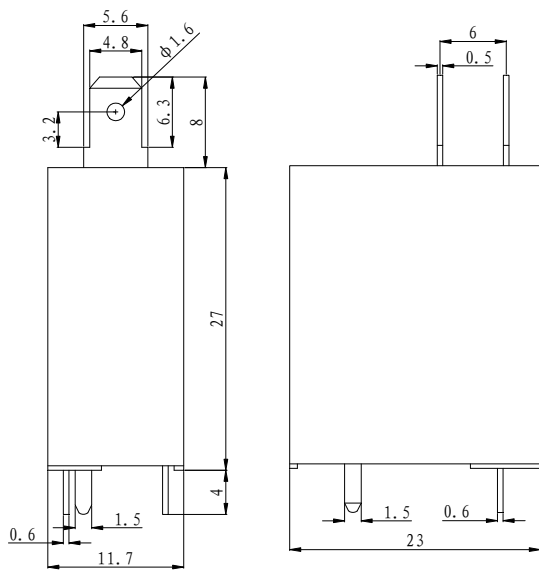
Ordering Information

BPMK	-	SS	-	1	12	L	M	P	Terminal Type: Blank:Standard Type P:PCB Type
									Contact Form: M:One form A
									Coil Type: L:Standard DC C
									Coil Voltage: 03:3V, 05:5V,06:6V,09:9V,12:12V,24:24V,48:48V
									Number of Pole: 1:One Pole
									Type of Sealing: SS:Half a seal
									Type: BPMK

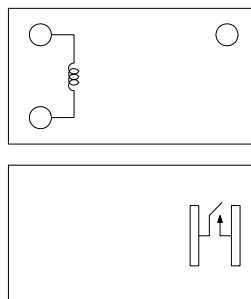
Classification

Model	BPMK
Coil Sensitivity	Standard DC Coil 1A
Flow Solder Type	BPMK -S-1□□LM

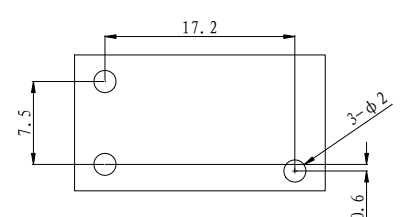
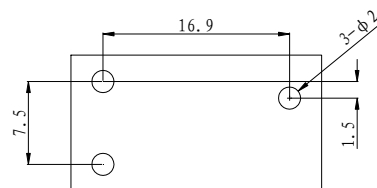
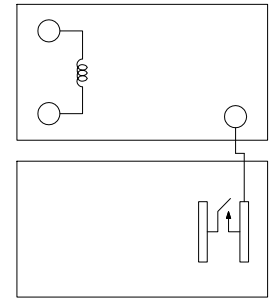
Dimension



Standard Type



P Type



Dimension Tolerance: < 1mm: $\pm 0.2\text{mm}$
 1—5mm: $\pm 0.3\text{mm}$
 > 5mm: $\pm 0.5\text{mm}$