

Patent: ZL 2010 2 0563190.5



ISO9001、ISO14001 Certification Enterprises

Main Feature

1. Small size (19.2x15.5x15.3 in mm) produces a switching capacity up to 15A for high density P.C. Board mounting technique.
2. The contact form construction is 1A/1B/1C
3. The Surge Resistance of BRD series is 3,000V
4. Sealing Construction (Free from dust and solder flux): BRD-SS: Plastic Sealed Type.
5. The selection of plastic insulation material is designed for high temperature and provides better chemical solution performance.
6. RoHS Compliant.

Application

Air Conditioning, Fridge, Washing Machine, etc Household Appliances

Contact Rating

- Nominal Load(Resistive Load Cos $\phi = 1$)
Contact Capacity
BRD.....12A at 250VAC
15A at 125VAC
TV-5(SPST-NO)
- Max. Allowable Current
BRD.....15A
- Max. Allowable Voltage
BRD.....AC250V
- Max. Allowable Power Force
BRD.....3,000VA
- Contact Material..... Ag Alloy
- Contact Form..... SPDT & SPST

Performance (at Initial Value)

- Contact Resistance..... $\leq 100m\Omega$ at 6VDC/1A
- Operate Time.....10ms. Max
- Release Time..... 5ms. Max
- Dielectric Strength:
Between Coil & Contact.....1,500VAC at 50/60 Hz
for one minute
Between Contacts.....1,000VAC at 50/60 Hz
for one minute
- Surge Resistance.....3,000V (between Coil
& Contact 1.2x50 μ s)
- Insulation Resistance.....1,000 Mega Ω Min. at
500VDC

- Max. On/Off Switching:
Electrical.....30 Ops per minute
Mechanical.....300 Ops per minute
- Temperature Range..... - 40~85 $^{\circ}$ C
- Humidity Range.....5%~85% RH
- Coil Temperature Rise..... 35 $^{\circ}$ C Maximum
- Vibration:
Endurance.....10 to 55 Hz dual
amplitude width 1.5mm
Error Operation.....10 to 55 Hz dual
amplitude width 1.5mm
- Shock:
Endurance..... 981m/s² Min
Error Operation..... 98.1m/s² Min
- Life Expectancy:
Electrical.....10⁵ Operations at
Rated Resistive
load
Mechanical.....10⁷ Operations at
No load condition
- Weight.....about 9g

Safety Standard & Its File Number

- UL.....E333244
- TUV.....R50183595
- CQC.....CQC10002054413
- VDE.....40041162

Coil Specification (at 20 °C)

Coil Sensitivity	Nominal Voltage (VDC)	Nominal Current (mA)	Coil Resistance ($\Omega \pm 8\%$)	Power Consumption (W)	Pull-In Voltage (VDC)	Drop-Out Voltage (VDC)	Maximum Allowable Voltage (VDC)
BRD-L BRD-LF BRD-LM BRD-LMF	3	120	25	Abt. 0.36	75% Maximum	10% Minimum	130%
	5	71.4	70				
	6	60	100				
	9	40	225				
	12	30	400				
	24	15	1,600				
	48	7.5	6,400				

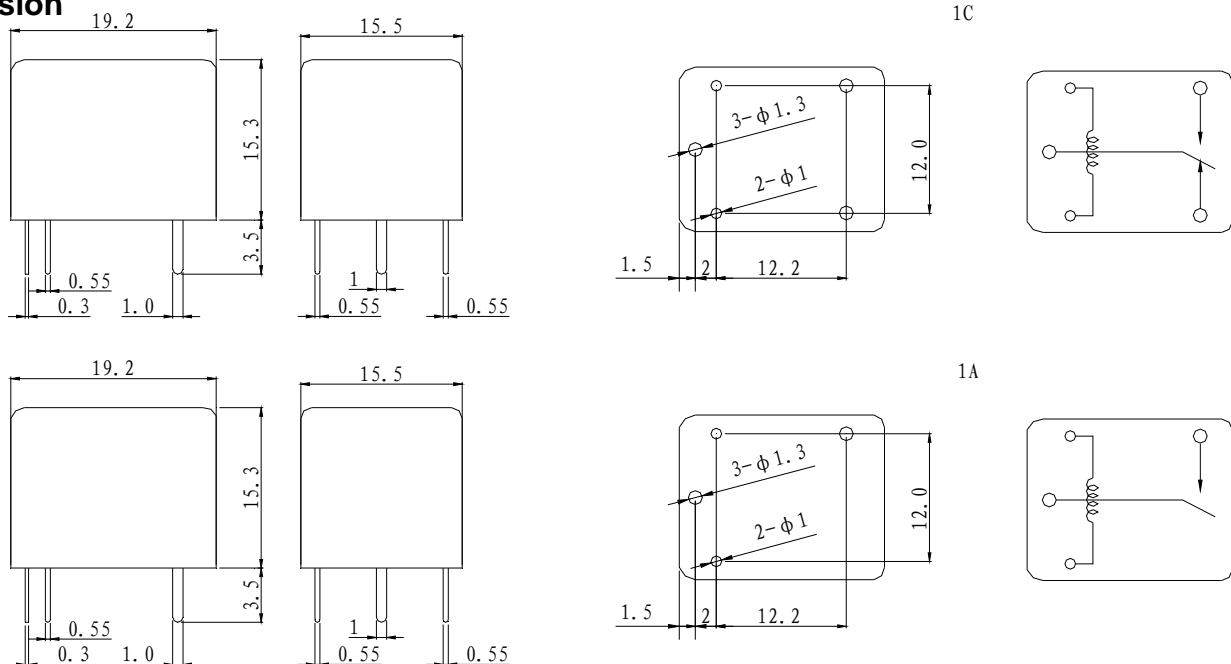
Ordering Information

BRD	-	SS	-	1	12	L	M	F	Insulation Class: F:Class F Nil:Class B
									Contact Form: Nil:One form C M:One form A B:One form B
									Coil Type: L:Standard DC Coil
									Coil Voltage: 03:3V, 05:5V,06:6V,09:9V 12:12V,24:24V,48:48V
									Number of Pole: 1:One Pole
									Type of Sealing: SS:Half a seal
									Type: BRD

Classification

Model	BRD		
Coil Sensitivity	High Sensitivity DC Coil		
	1C	1A	1B
Plastic Sealed Type	BRD-SS-1□□L BRD-SS-1□□LF	BRD-SS-1□□LM BRD-SS-1□□LMF	BRD-SS-1□□LB

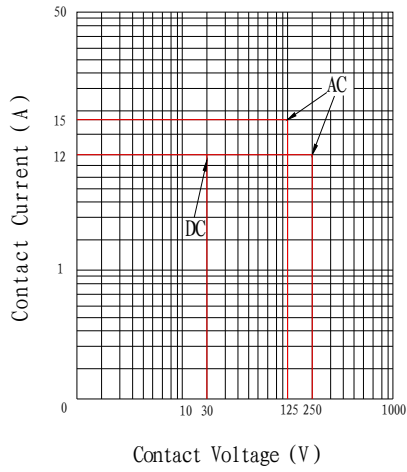
Dimension



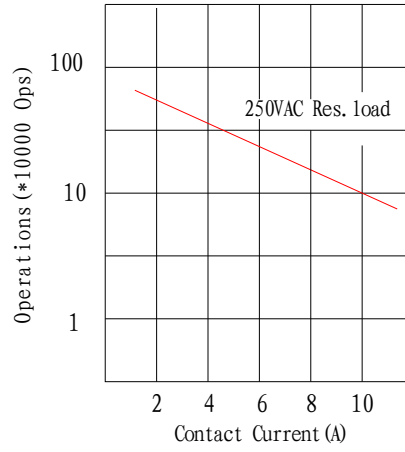
Dimension Tolerance: < 1mm: ± 0.2 mm
 1--5mm: ± 0.3 mm
 > 5mm: ± 0.5 mm

Characteristic Curves

Max. Switching Power



Endurance Curve



Coil Temp. Rise

